



Scrap Fabric Love

# SCRAP BLOCKS QAL

WEEK 3

This week's block is an FPP Pattern (below).

You will make the same 9.5" size block for either layout. Sashing will be added to these blocks later on if you are doing the row quilt. Don't worry about that just now.

Make 3 blocks for the row quilt, or 1 block for the sampler quilt.

If you don't like FPP you can swap out this block for another 9.5" block or try a traditionally pieced strip block perhaps.

I will be putting out YouTube Shorts videos each week with images of Quilt Along Participant's Progress.

Email your blocks to me at [hello@scrapfabriclove.com](mailto:hello@scrapfabriclove.com) to be included.



Scrap Fabric Love

# SCRAP BLOCKS QAL

## ROW BASED SAMPLER QUILT

WEEK 3

### (3) 9.5" x 9.5" Scrap Bursts Quilt Block

#### VIDEO TUTORIAL

Scrap Burst Quilt Block:

[https://youtu.be/yZo\\_8aVnEjs](https://youtu.be/yZo_8aVnEjs)

Fabric Requirements per Quilt Block:

- For 2 color block - (16) 2" x 7" strips (accent color); (16) 2" x 7" strips (background color or second accent color)
- OR just use the templates provided to find scraps big enough to use without pre-cutting (see video).

### Optional Extra for the Week

*If you finish quickly start on your crumb blocks.  
(See the 'anytime' box on the QAL overview sheet.)*

#### VIDEO TUTORIALS

One Color Crumb Blocks:

<https://youtu.be/SLt0iONbK7U>

Crumb Quilting:

<https://youtu.be/5dDVCNnMlpl>



Scrap Fabric Love

# SCRAP BLOCKS QAL

## SAMPLER QUILT

WEEK 3

### (1) 9.5" x 9.5" Scrap Bursts Quilt Block

#### VIDEO TUTORIAL

Scrap Burst Quilt Block:

[https://youtu.be/yZo\\_8aVnEjs](https://youtu.be/yZo_8aVnEjs)

Fabric Requirements per Quilt Block:

- For 2 color block - (16) 2" x 7" strips (accent color); (16) 2" x 7" strips (background color or second accent color)
- OR just use the templates provided to find scraps big enough to use without pre-cutting (see video).

### Optional Extra for the Week

*If you finish quickly start on your crumb blocks.  
(See the 'anytime' box on the QAL overview sheet.)*

#### VIDEO TUTORIALS

One Color Crumb Blocks:

<https://youtu.be/SLt0iONbK7U>

Crumb Quilting:

<https://youtu.be/5dDVCNnMlpl>

## Scrap Fabric Love Scrap Blocks Quilt Along 2023

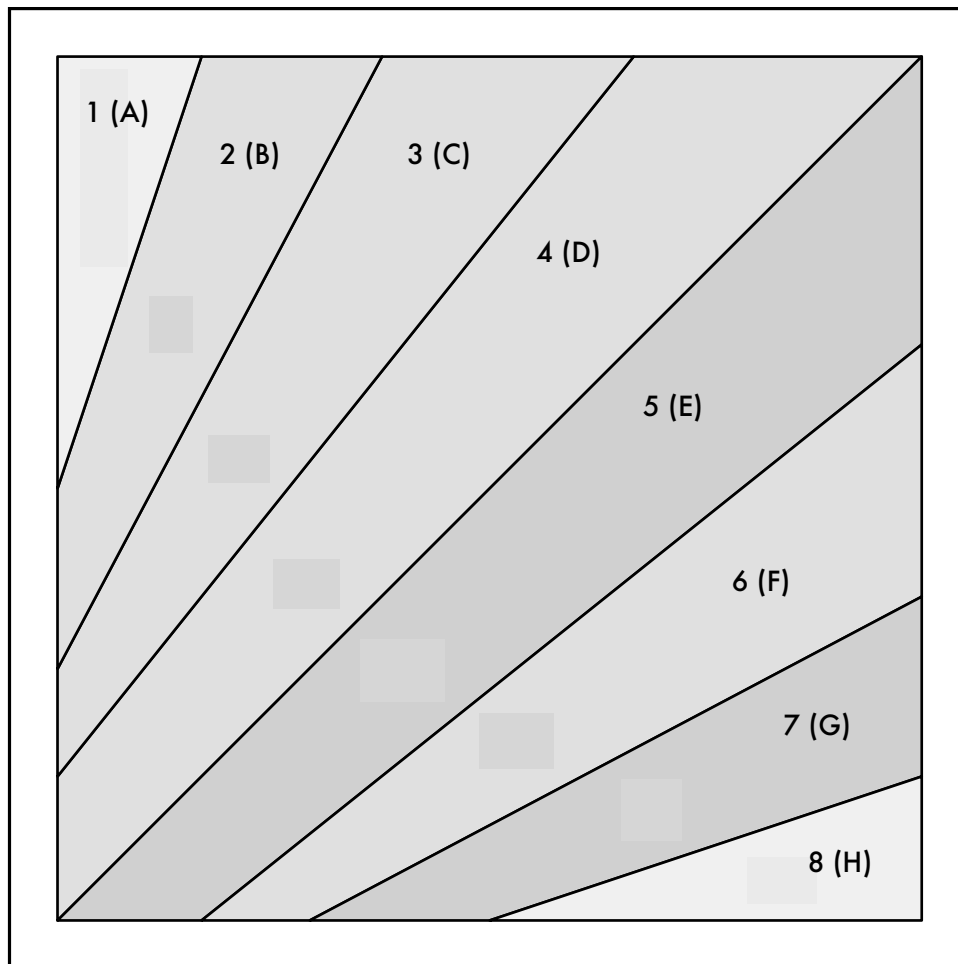
### Scrap Burst 9.5" Block FPP Pattern

Print 4 of the pattern pieces on this page at 100% scale for each 9.5" Quilt Block.

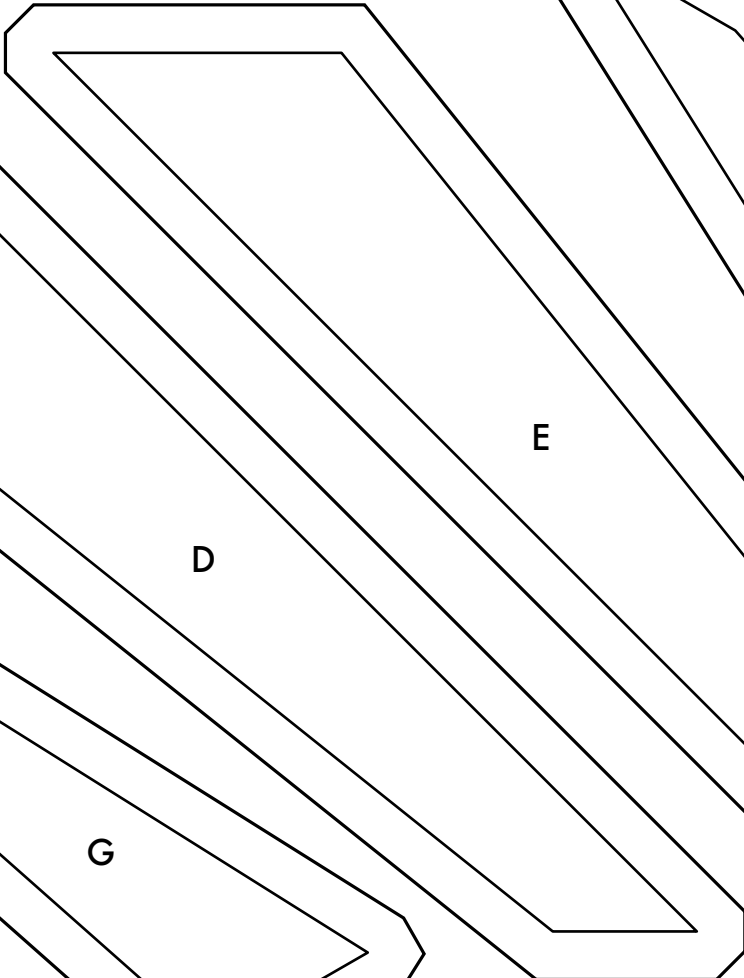
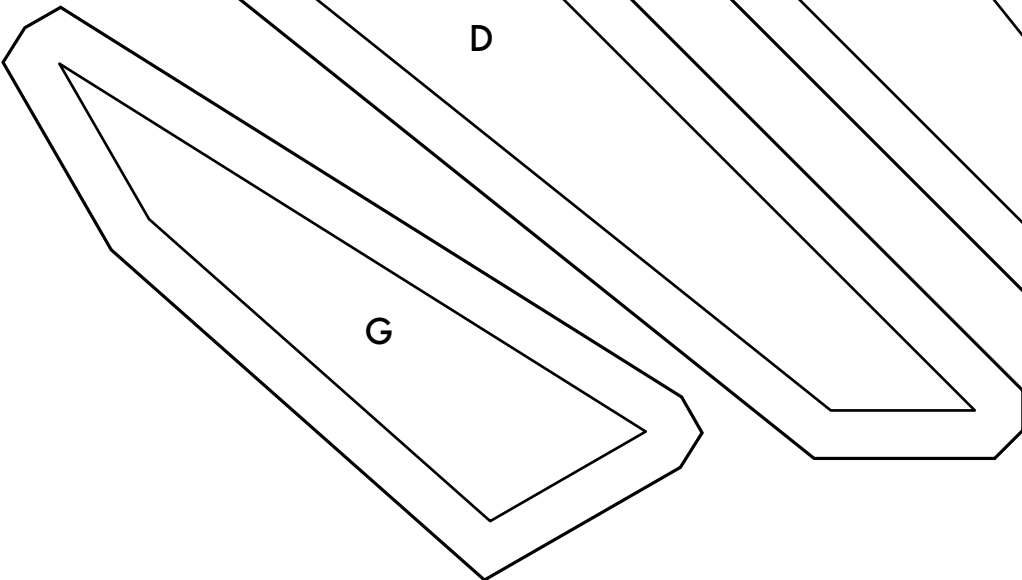
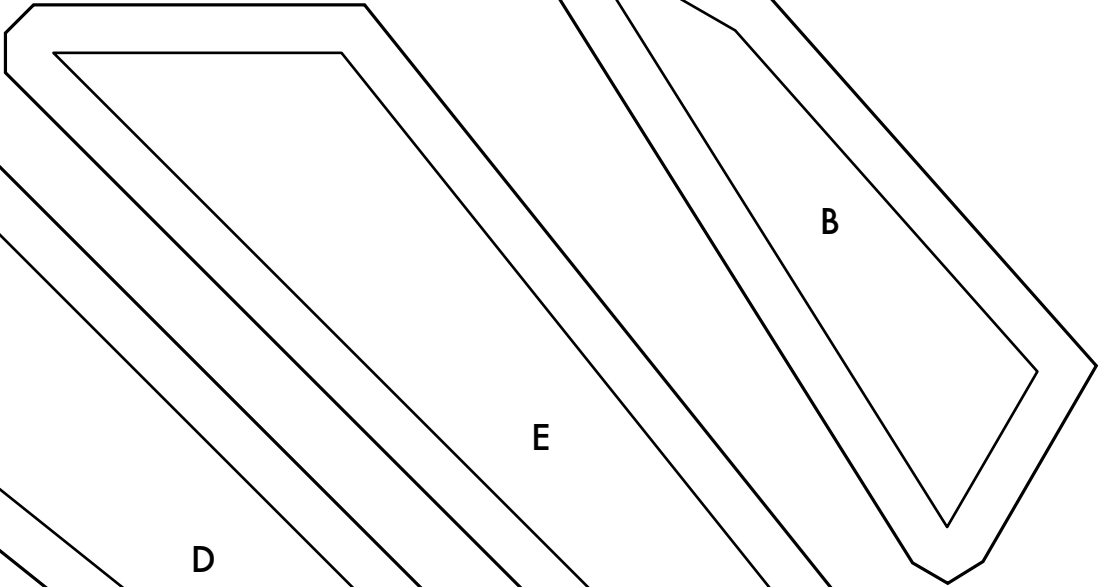
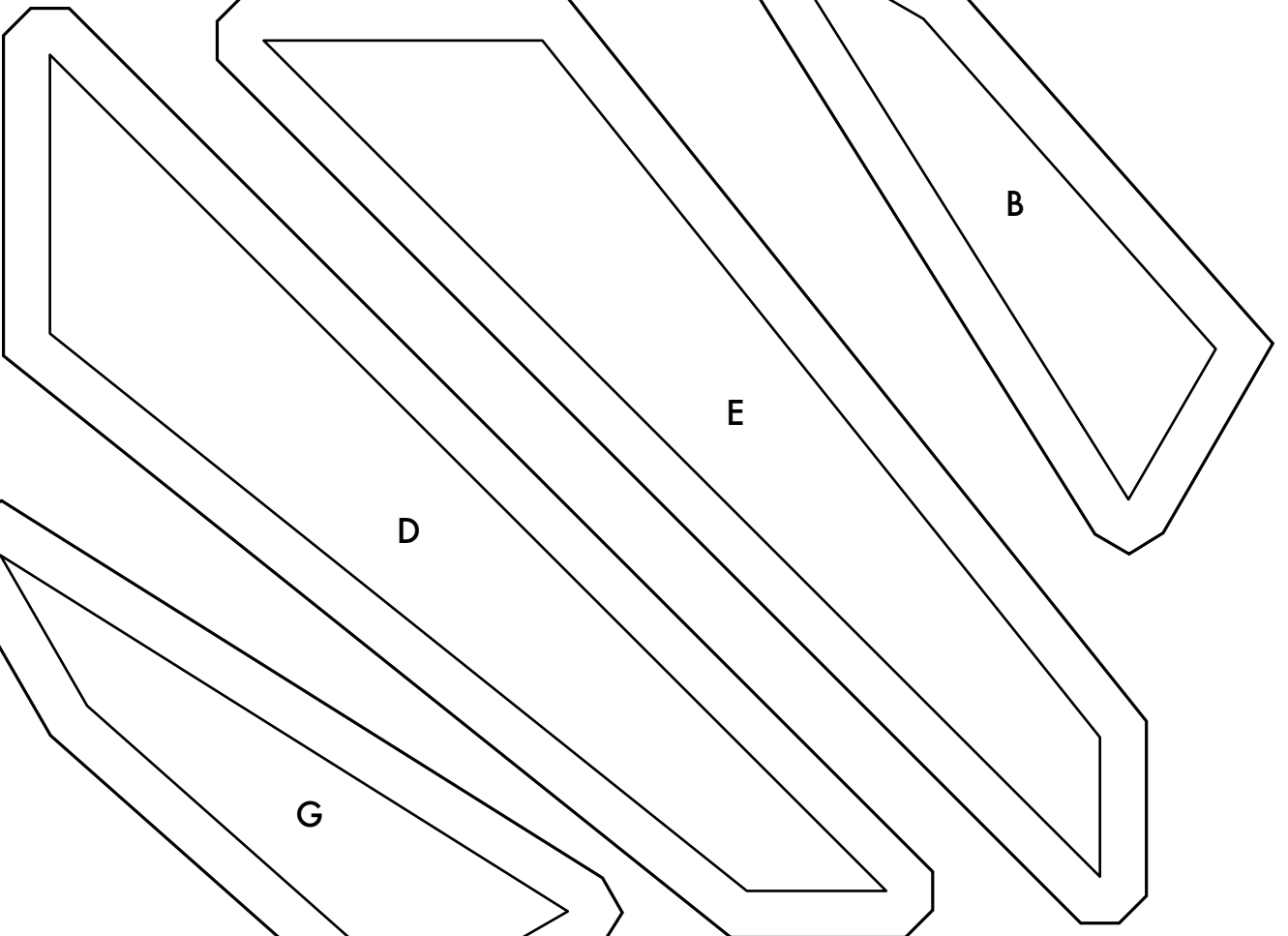
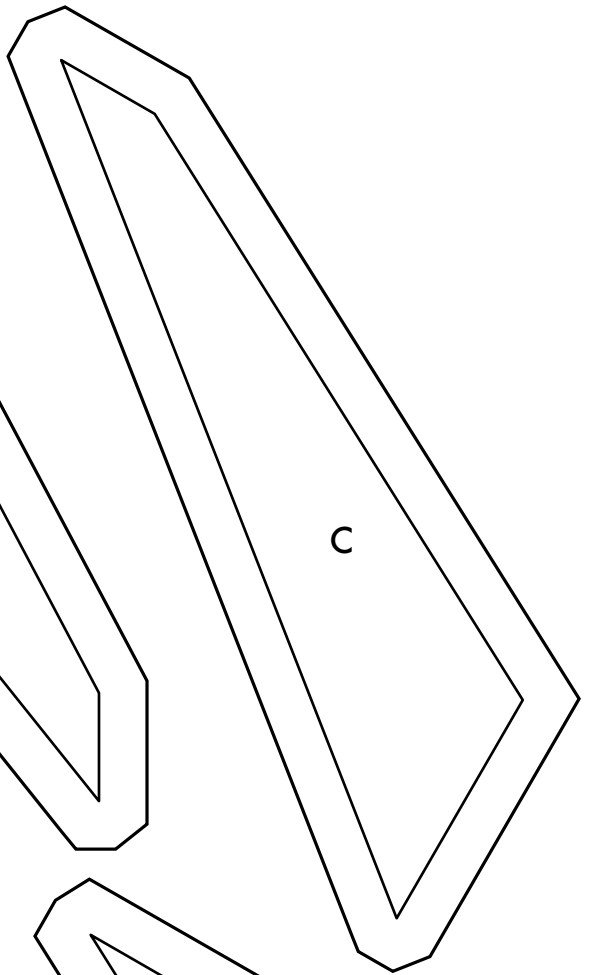
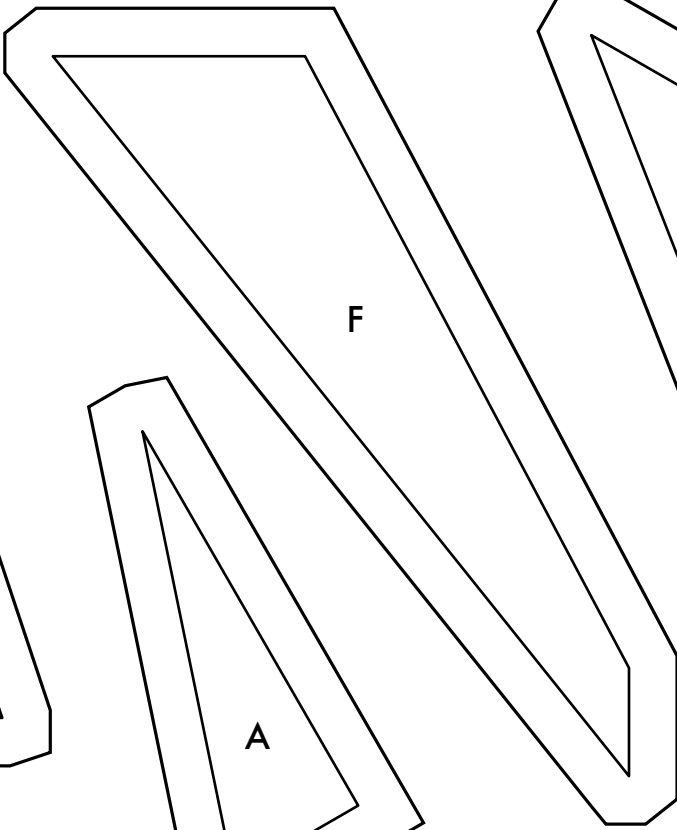
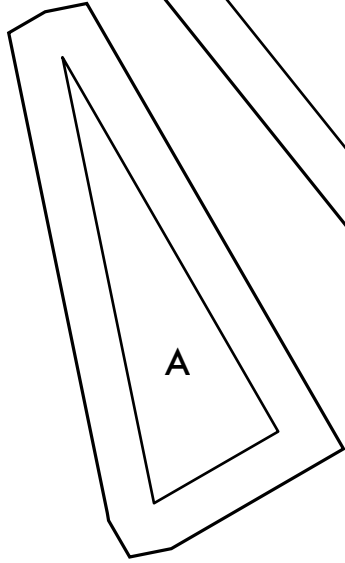
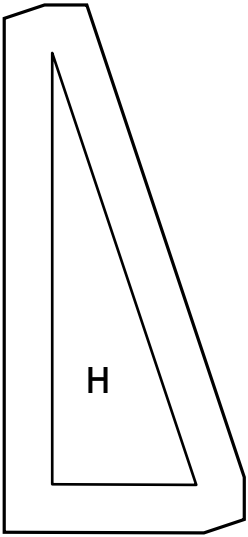
Each pattern piece should measure 5" x 5" when printed correctly.

Use the templates on page 2 to rough cut scraps for each patch (see letters in brackets on pattern).

See the video tutorial on Youtube @Scrapfabriclove



See joining instructions on page 3.



**Sew 4 quarter blocks for each 9.5" quilt block.**

**Join 1 & 2; and 3 & 4 as shown below.**

**Then join 1/2 to 3/4 to complete your block.**

